

---

&\$&(

---

1

www.sse.com.cn

2

3

4

( )

5


1

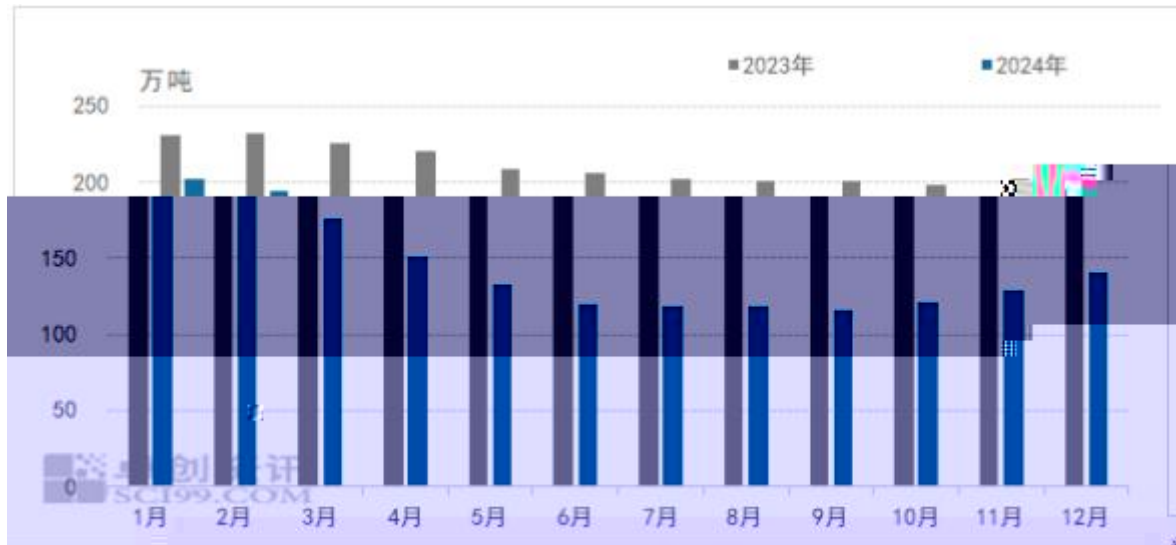
			601118	
A				


2

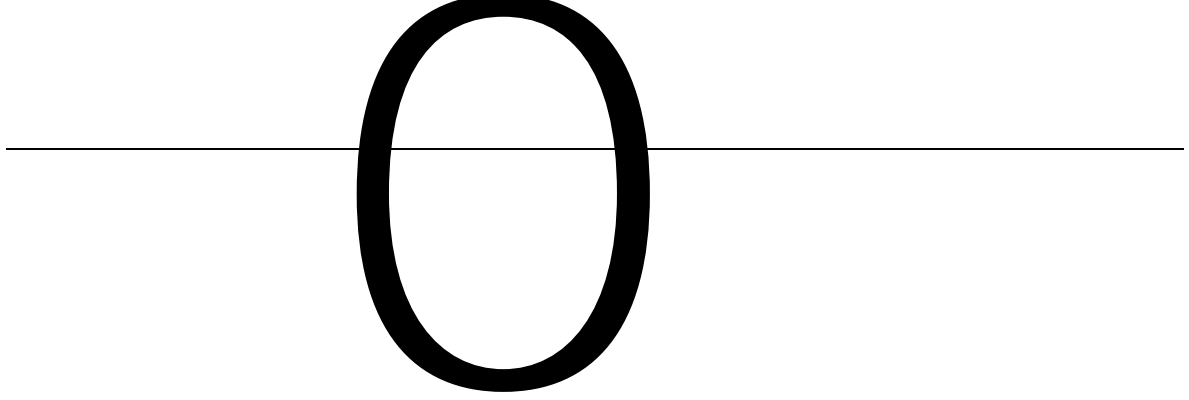
2012-2024年全球天然橡胶产量

万吨





数据来源：卓创资讯



"

"

3

3.1 3

	2024	2023	(%)	2022
	36,069,765,150.54	33,950,326,709.76	6.24	22,328,975,627.37
	9,846,348,103.60	9,825,175,378.75	0.22	9,376,317,916.81
	49,672,606,732.67	37,687,250,562.10	31.80	15,371,271,093.62
	48,576,964,390.31	37,273,755,379.32	30.32	15,080,398,648.89
	103,389,020.00	297,124,723.08	-65.20	76,399,653.34
	-580,800,005.90	-963,296,356.25		-632,508,328.64
	1,513,211,264.79	1,231,292,378.51	22.90	1,157,572,381.24
%	1.05	3.11	2.06	0.82
	0.0242	0.0694	-65.13	0.0179
	0.0242	0.0694	-65.13	0.0179

---

3.2


4

4.1

10

:  
83, 243  
82, 445  
0  
0

(%)

0

2, 754, 012, 024 64. 35

24

---

---

---

500	14,361,203	23,988,098	0.56	0	0
10	-16,495,600	16,742,125	0.39	0	0
	1,100,000	16,122,200	0.38	0	0
	4,877,100	15,136,300	0.35	0	0
1		14,990,300	0.35	0	0

---

4.3

4.4

10

5

1

	496.73	12.13	
1.03	360.70		98.46

2